

# Commodities 2023

Marius Dubnikovas

# Situation

Country	GDP	GDP YoY	GDP QoQ	Interest Rate	Inflation Rate	Jobless Rate	Gov. Budget	Debt/GDP	Current Account	Population
United States	22996	1.80	-0.60	3.25	8.30	3.50	-16.70	137.20	-3.60	332.40
China	17734	0.40	-2.60	3.65	2.50	5.30	-3.70	66.80	1.80	1412.60
Euro Area	14493	4.10	0.80	1.25	10.00	6.60	-5.10	95.60	2.50	342.56
Japan	4937	1.60	0.90	-0.10	3.00	2.50	-12.60	266.20	3.20	125.31
Germany	4223	1.70	0.10	1.25	10.00	5.50	-3.70	69.30	7.40	83.16
United Kingdom	3187	4.40	0.20	2.25	9.90	3.50	-6.00	95.90	-2.60	67.53
India	3173	13.50	-1.40	5.90	7.41	6.40	-9.40	73.95	-1.70	1380.00
France	2937	4.20	0.50	1.25	5.60	7.40	-6.50	112.90	0.40	67.63
Italy	2100	5.00	1.10	1.25	8.90	7.80	-7.20	150.80	2.50	59.24
Canada	1991	2.90	0.80	3.25	7.00	5.20	-4.70	117.80	0.10	38.44
South Korea	1799	2.90	0.70	3.00	5.60	2.50	-6.10	42.60	4.90	51.74
Russia	1776	-4.10	-0.80	7.50	13.70	3.80	0.80	18.20	6.80	145.55
Brazil	1609	3.20	1.20	13.75	7.17	8.90	-4.50	80.27	-1.80	213.32

# US inflation



# US key rate



# EURO



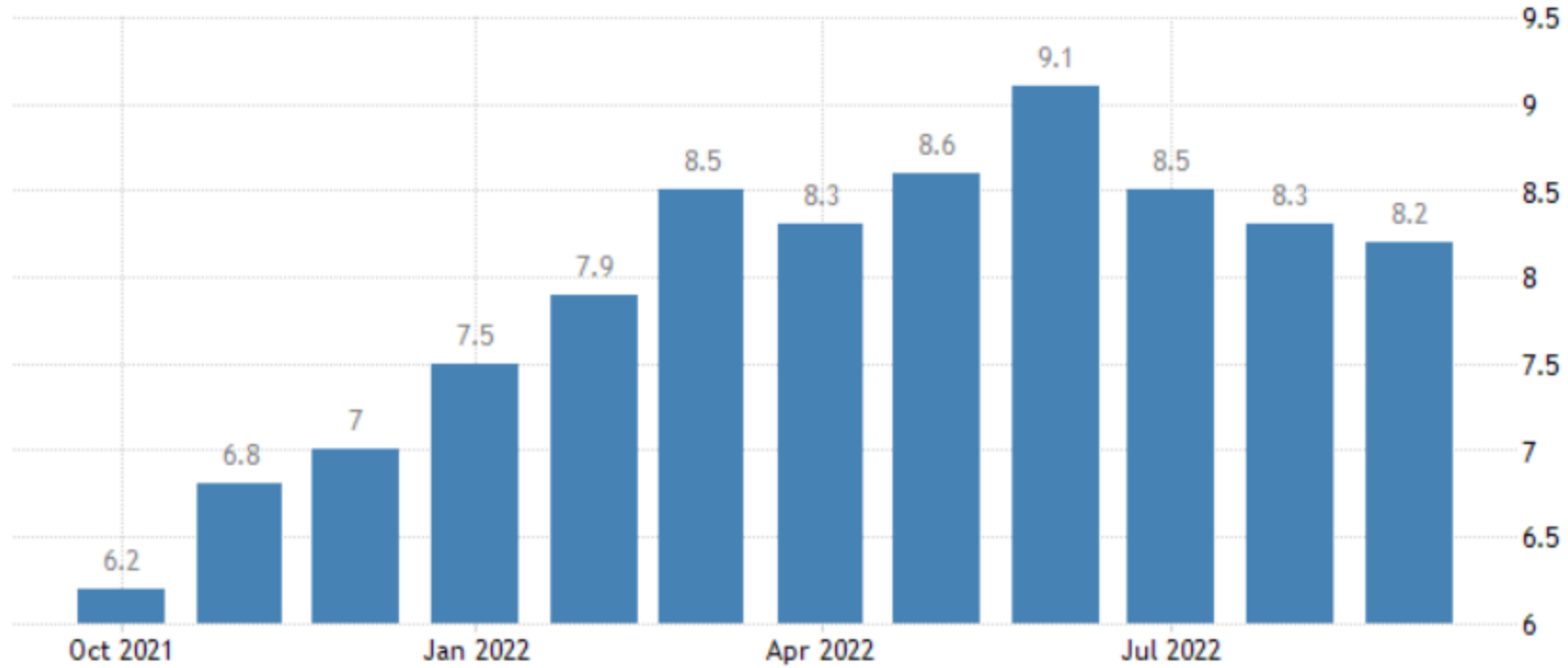
# US PMI



# EURO PMI



# US inflation



TRADINGECONOMICS.COM | U.S. BUREAU OF LABOR STATISTICS

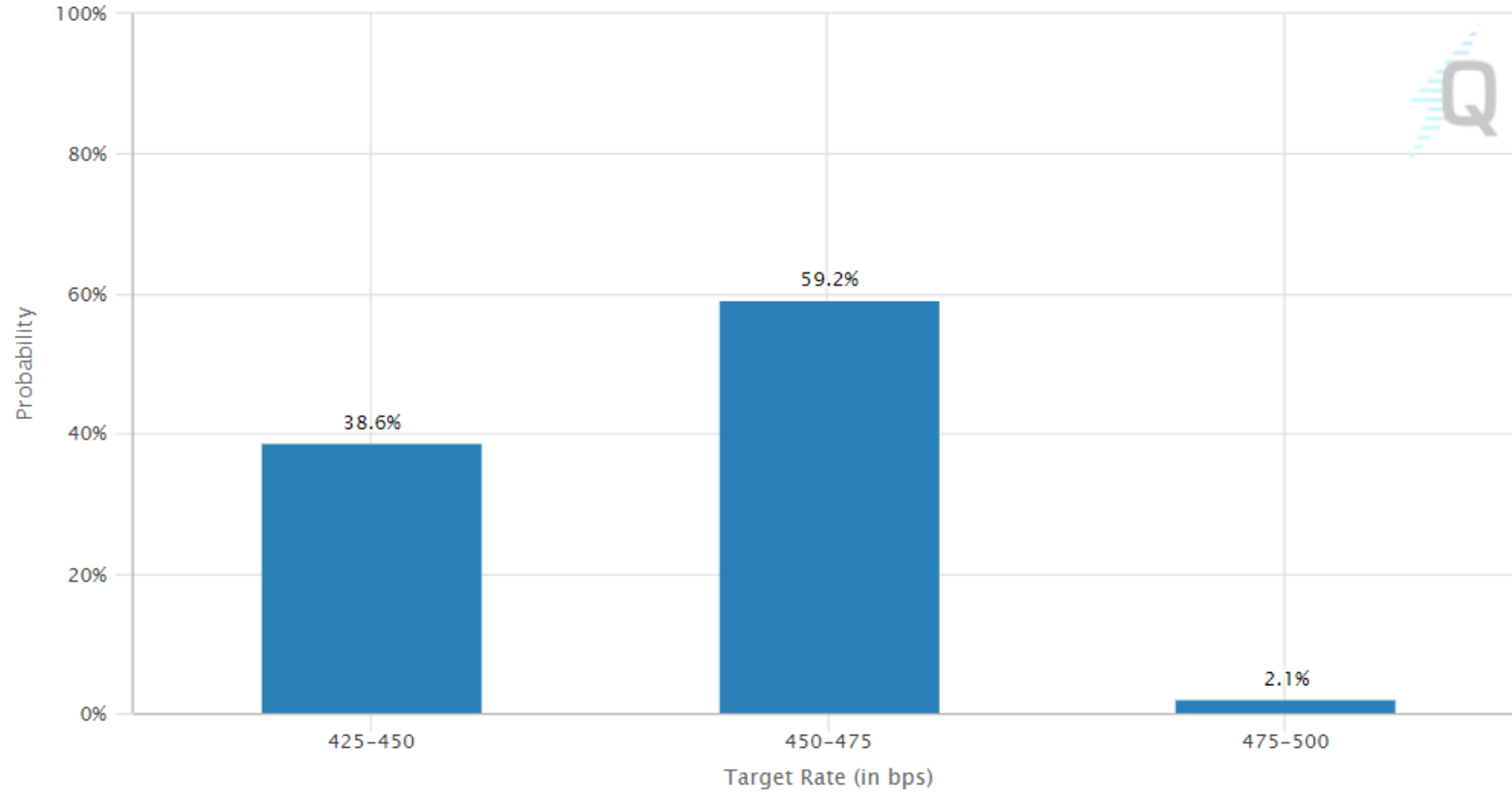


# FED

## TARGET RATE PROBABILITIES FOR 14 DEC 2022 FED MEETING



Current target rate is 300-325

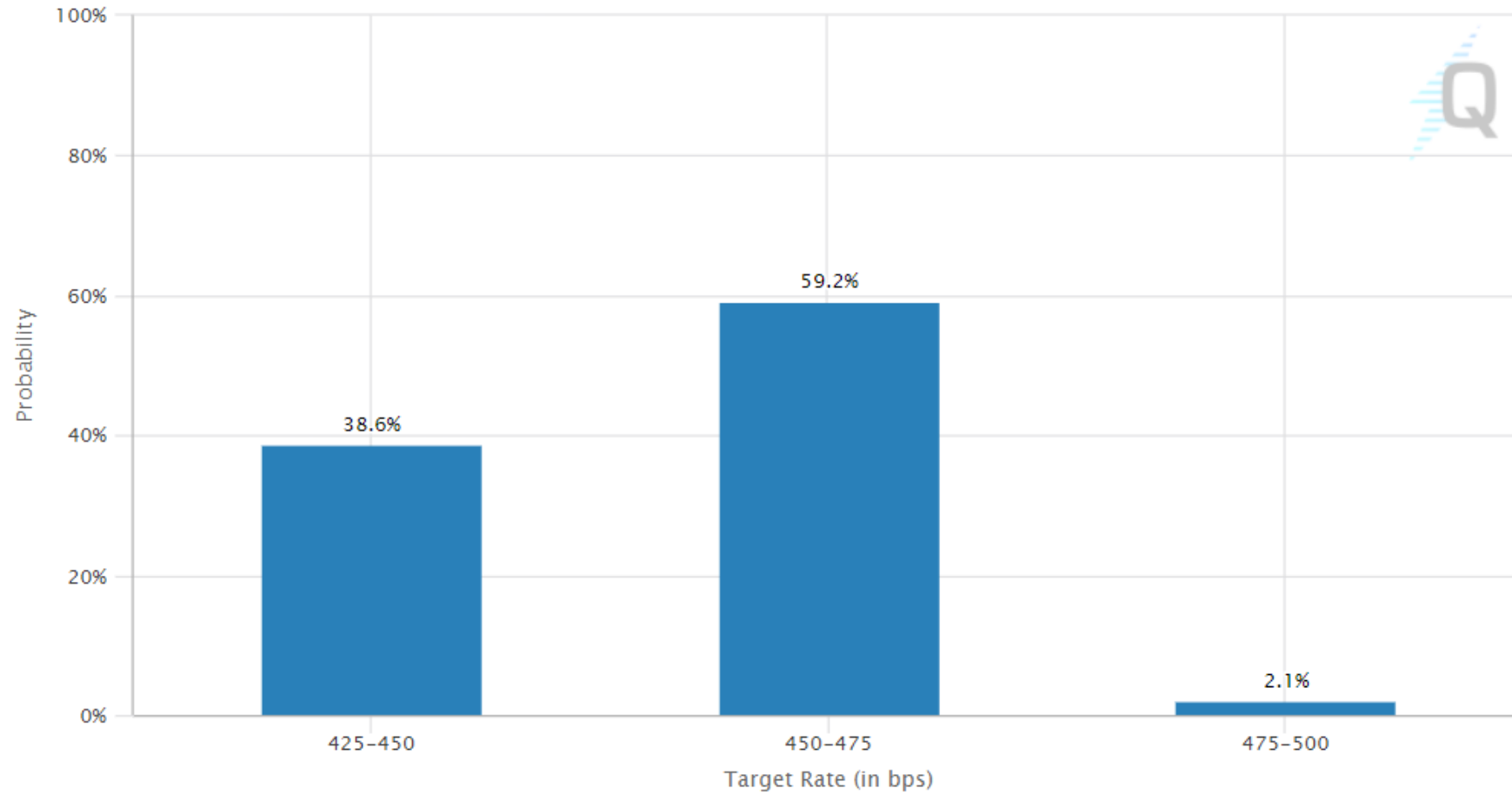


# FED

## TARGET RATE PROBABILITIES FOR 14 DEC 2022 FED MEETING



Current target rate is 300-325



# Euribor is changing rapidly

## By day

Current rate

10/12/2022	1.998 %
10/11/2022	2.003 %
10/10/2022	1.962 %
10/7/2022	1.897 %
10/6/2022	1.838 %
10/5/2022	1.731 %
10/4/2022	1.762 %
10/3/2022	1.775 %
9/30/2022	1.809 %
9/29/2022	1.800 %

## By month

Rate on first day of the month

10/3/2022	1.775 %
9/1/2022	1.240 %
8/1/2022	0.654 %
7/1/2022	0.238 %
6/1/2022	-0.034 %
5/2/2022	-0.204 %
4/1/2022	-0.362 %
3/1/2022	-0.496 %
2/1/2022	-0.503 %
1/3/2022	-0.539 %

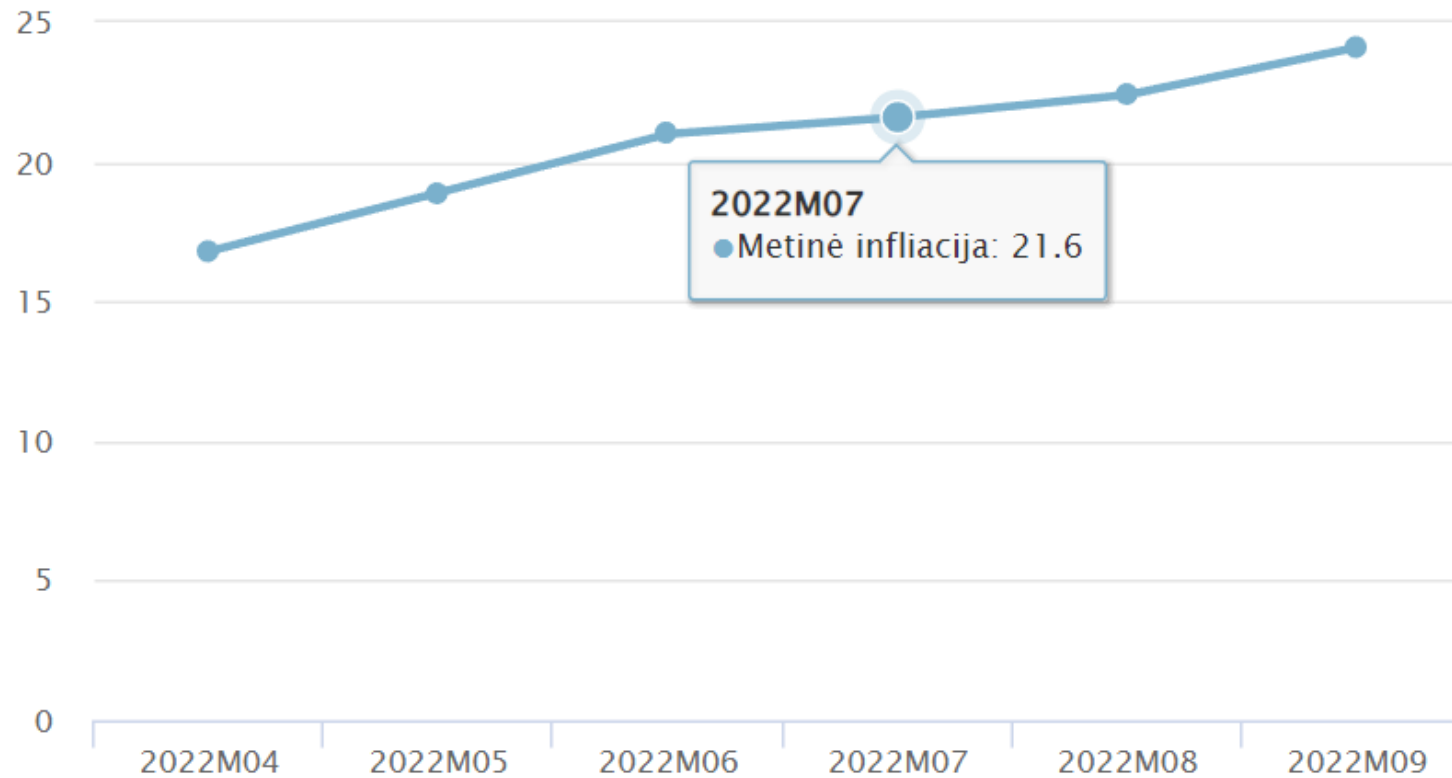
## By year

Rate on first day of the year

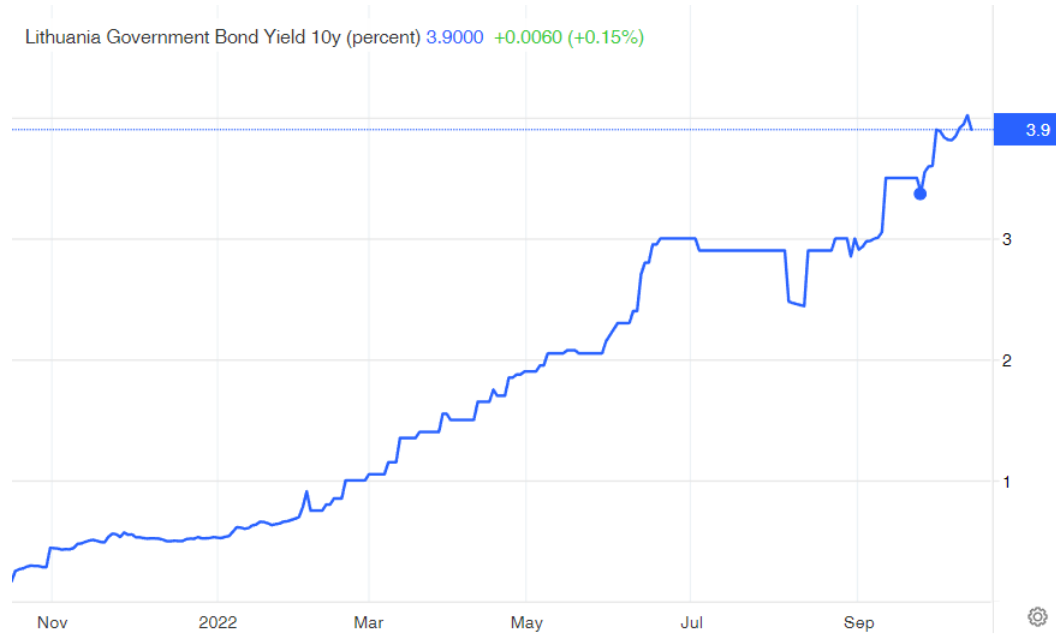
1/3/2022	-0.539 %
1/4/2021	-0.532 %
1/2/2020	-0.323 %
1/2/2019	-0.238 %
1/2/2018	-0.271 %
1/2/2017	-0.220 %
1/4/2016	-0.041 %
1/2/2015	0.169 %
1/2/2014	0.387 %
1/2/2013	0.319 %

# Inflation in Lithuania

## Metinė infliacija



# 10y bond yields



Commodity Forex Index Stock Bond Crypto

	Actual	Chg	%Chg
<b>United States</b>	3.9514	▲ 0.0124	0.01%
<b>United Kingdc</b>	4.5390	▲ 0.1	0.10%
<b>Japan</b>	0.2540	▲ 0.004	0.00%
<b>Australia</b>	4.0050	▼ 0.011	-0.01%
<b>Germany</b>	2.3710	▲ 0.063	0.06%
<b>Brazil</b>	11.8400	▲ 0.060	0.06%
<b>Russia</b>	9.8600	▼ 0.09	-0.09%
<b>India</b>	7.4350	▲ 0.009	0.01%
<b>Canada</b>	3.4140	▲ 0.022	0.02%
<b>Italy</b>	4.7860	▲ 0.101	0.10%
<b>France</b>	2.9640	▲ 0.075	0.07%
<b>South Africa</b>	10.7550	▲ 0.015	0.01%
<b>China</b>	2.7480	▼ 0.005	-0.01%
<b>Switzerland</b>	1.4830	▼ 0.004	-0.00%
<b>South Korea</b>	4.3040	▲ 0.094	0.09%

# P/E – 16



# War and SP500

## Geopolitical Events And Stock Market Reactions

Market Shock Events	Event Date	S&P 500 Index		Calendar Days To	
		One-Day	Total Drawdown	Bottom	Recovery
Iranian General Killed In Airstrike	1/3/2020	-0.7%	?	?	?
Saudi Aramco Drone Strike	9/14/2019	-0.3%	-4.0%	19	41
North Korea Missile Crisis	7/28/2017	-0.1%	-1.5%	14	36
Bombing of Syria	4/7/2017	-0.1%	-1.2%	7	18
Boston Marathon Bombing	4/15/2013	-2.3%	-3.0%	4	15
London Subway Bombing	7/5/2005	0.9%	0.0%	1	4
Madrid Bombing	3/11/2004	-1.5%	-2.9%	14	20
U.S. Terrorist Attacks	9/11/2001	-4.9%	-11.6%	11	31
Iraq's Invasion of Kuwait	8/2/1990	-1.1%	-16.9%	71	189
Reagan Shooting	3/30/1981	-0.3%	-0.3%	1	2
Yom Kippur War	10/6/1973	0.3%	-0.6%	5	6
Munich Olympics	9/5/1972	-0.3%	-4.3%	42	57
Tet Offensive	1/30/1968	-0.5%	-6.0%	36	65
Six-Day War	6/5/1967	-1.5%	-1.5%	1	2
Gulf of Tonkin Incident	8/2/1964	-0.2%	-2.2%	25	41
Kennedy Assassination	11/22/1963	-2.8%	-2.8%	1	1
Cuban Missile Crisis	10/16/1962	-0.3%	-6.6%	8	18
Suez Crisis	10/29/1956	0.3%	-1.5%	3	4
Hungarian Uprising	10/23/1956	-0.2%	-0.8%	3	4
N. Korean Invades S. Korea	6/25/1950	-5.4%	-12.9%	23	82
Pearl Harbor Attack	12/7/1941	-3.8%	-19.8%	143	307
<b>Average</b>		<b>-1.2%</b>	<b>-5.0%</b>	<b>22</b>	<b>47</b>

# VIX

Rinkos suvestinė > VIX rodiklis

31,16

+14,56 (87,71 %) ↑ metų pr. – dabar

09-28 12:44; GMT-5 • Atsakomybės ribojimas

+ Stebėti

1 d. | 5 d. | 1 mėn. | 6 mėn. | YTD | 1 m. | 5 m. | Maks.





# Perspective?

<b>TOP TEN COUNTRIES WITH THE HIGHEST POPULATION</b>					
#	Country	2000 Population	2021 Population	2022 Expected Pop.	Pop Growth % 2000 - 2022
1	<a href="#">China</a>	1,268,301,605	1,444,216,107	1,448,116,402	14.2 %
2	<a href="#">India</a>	1,006,300,297	1,393,409,038	1,401,736,293	39.3 %
3	<a href="#">United States</a>	282,162,411	332,129,757	334,086,023	18.4 %
4	<a href="#">Indonesia</a>	214,090,575	276,361,783	278,163,604	29.9 %
5	<a href="#">Pakistan</a>	152,429,036	225,199,937	227,902,419	49.5 %
6	<a href="#">Brazil</a>	174,315,386	213,993,437	214,965,903	23.3 %
7	<a href="#">Nigeria</a>	123,945,463	211,400,708	214,586,499	73.1 %
8	<a href="#">Bangladesh</a>	128,734,672	166,303,498	167,318,791	29.9 %
9	<a href="#">Russia</a>	147,053,966	145,912,025	146,032,775	- 0.7 %
10	<a href="#">Mexico</a>	99,775,434	130,262,216	131,106,081	31.4 %
<b>TOP TEN Countries</b>		3,597,108,845	4,539,188,506	4,563,410,790	26.8 %
<b>Rest of the World</b>		2,466,224,955	3,336,577,078	3,392,028,604	37.5 %
<b>TOTAL World Population</b>		6,063,333,800	7,875,765,584	7,955,439,394	31.2 %

# BRENT oil



# GAS

## Dutch TTF Gas Nov '22 (TGX22)

166.645 -3.267 (-1.92%) 05:47 CT [ENDEX]

166.245 x 15 166.645 x 5


QUOTE OVERVIEW for Tue, Oct 4th, 2022

[Try Excel](#) [Alerts](#) [Watch](#) [Help](#)

Day Low	Day High
159.000	168.375
Open	159.000
Previous Close	169.912
Volume	8,451
Open Interest	76,176
Stochastic %K	5.13%
Weighted Alpha	+165.11
5-Day Change	-37.049 (-18.20%)
52-Week Range	37.819 - 352.085



# Elektra



# Coal



# Lumber



# Steel



# Finalization

- Electricity 28 cents
- Gas 1,07 eur/cubic
- Rates will go up
- Inflation will go down
- Prices will remain at high level
- RE prices will stabilize or will go down.



Questions?

Marius Dubnikovas